



The table below contains the link to the provider search for Aetna.

Health Plan	Benefit Detail	Link to Provider Network
Aetna	Psychiatric, Occupational Therapy, Physical Therapy	<a href="#">Link to Aetna provider search</a>

Table 1

1. Once on the Aetna web site, you will be required to enter the State in which you are searching for a provider as shown in figure 1.

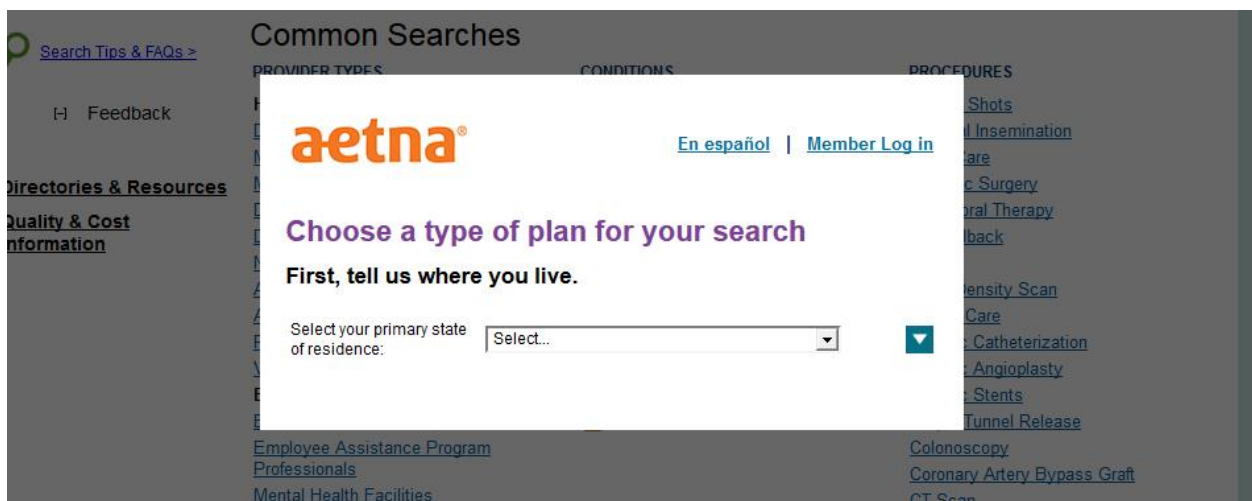
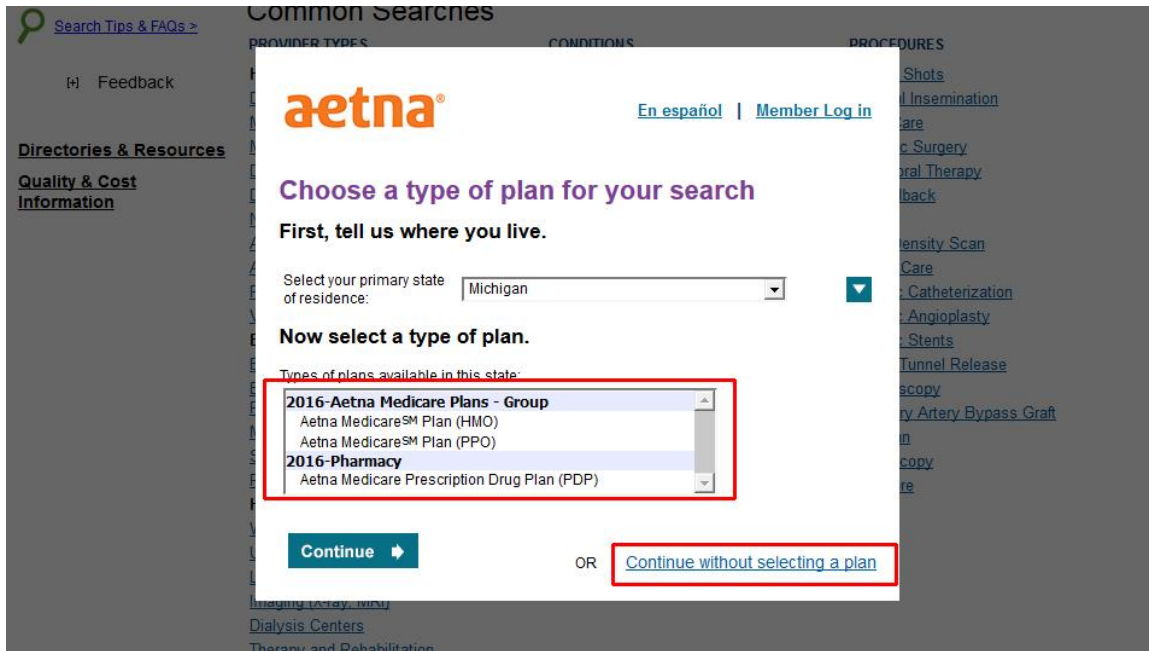


Figure 1 – Enter State

2. Next you can select your Aetna plan or continue without selecting a plan. If you do not select a plan you will need to make sure the providers that show up in any results accept you current plan. Click continue after selecting your plan or select “Continue without selecting a plan” as shown in figure 2



3.

Figure 2 - Choose Health Plan or Continue

- Next, select a link from the Common search section or enter a name, specialty, procedure or condition in the text field labeled “Search for” as shown in figure 3. Be sure to include your zip code or your city and state.



**Selected Plan:** Aetna Medicare<sup>SM</sup> Plan (HMO) [Change](#)

## Common Searches



Figure 3 - Search Criteria

- The search results are shown in 4 columns. The columns are Distance, Name, Plan Information, and Other. Results can be narrowed even further by using the “Narrow your results” section located in the left column as shown in figure 3.

[START A NEW SEARCH](#)

Results: 1-25 | [26-50](#) | [51-75](#) | [76-100](#) | [101-125](#) | [126-150](#) | [151-175](#) | [176-200](#) | [201-225](#) | [226-250](#) | [251-275](#) | >>

[Search Tips & FAQs](#)

[Directories & Resources](#)

[Savings & Discounts](#)

[Quality & Cost Information](#)

Sort By Best Match

 [Show map](#)

 [Print this page](#)

 [Print provider directory](#)

 [Report Incorrect Information](#)

**Narrow your results**

Distance: 15 miles

Select:

- Language
- Gender
- Hospital affiliation (admitting privileges)
- Office detail
- Plan information
- Specialized training & programs
- Group affiliations
- Type of doctor or facility








Distance	Name	Plan Information	Other
 0.78mi	<a href="#">Garg, Pawan K., MD</a> 2814 Electric, Wyandotte, MI 48192 Phone: (734) 284-6050 <b>Specialties:</b> Psychiatry, Psychiatry, Child & Adolescent, Psychiatry, Geriatric, Addictions Specialist, Eating Disorder Specialist	 In network <a href="#">See Accepted Plans</a>	
 1.21mi	<a href="#">Corneliussen, Mary Ann, MSW</a> 2333 Biddle Avenue, Wyandotte, MI 48192 Phone: (734) 246-6000 <b>Specialties:</b> Clinical Social Worker	 In network <a href="#">See Accepted Plans</a>	
 1.21mi	<a href="#">Gunter, Monica C., PHD</a> 2333 Biddle Avenue, Wyandotte, MI 48192 Phone: (734) 246-6000 <b>Specialties:</b> Clinical Psychologist	 In network <a href="#">See Accepted Plans</a>	
	<a href="#">Novak, Don F., MA</a> 2514 Biddle Avenue, Wyandotte, MI 48192	 In network	

Figure 4 - Search Results